


Prestige
STONE PRODUCTS **LLC.**



BLANC OLD COUNTY LEDGE

Where quality
— **CRAFTSMANSHIP**
is a way of life... [®]



CRAFTSMANSHIP

in every

Detail



TABLE OF CONTENTS

08 COMMERCIAL AND RESIDENTIAL APPLICATIONS

42 SOUTHERN LIMESTONE

46 SALVAGED WOOD STONE

14 WEATHERLEDGE

22 OLD COUNTY LEDGE

48 FIELDSTONE

50 THIN VENEER BRICK

28 PRO STACK

32 LEDGESTONE

52 ACCESSORY GUIDE

60 INSTALLATION GUIDE

36 QUARRY CUT

40 DRESSED ASHLAR

61 WARRANTY INFORMATION

MANUFACTURED STONE VENEER

Vs NATURAL QUARRIED STONE VENEER

NOT WEIGHT BEARING, NO NEED FOR A FOOTER OR ADDITIONAL REINFORCEMENT AND EXPANSION JOINTS

COMPETITIVELY PRICED TO BE WELL WITHIN BUDGET CONSTRAINTS


MUCH LARGER VARIETY OF COLORS AND SHAPES



PORTLAND MIST
OLD COUNTY LEDGE



BORDEAUX CREEK
OLD COUNTY LEDGE



FEATURED COMMERCIAL APPLICATIONS



CUMBERLAND FOG PRO STACK



PORTLAND MIST WEATHERLEDGE



MONTEREY WEATHERLEDGE



PORTLAND SMOKE OLD COUNTY LEDGE

FEATURED RESIDENTIAL APPLICATIONS



BLUEGRASS FIELDSTONE AND LEDGESTONE



IMPERIAL PRO STACK



CHARCOAL WEATHERLEDGE



SEQUOIA WEATHERLEDGE

FEATURED RESIDENTIAL APPLICATIONS

JACKSON CREEK WEATHERLEDGE



CHARCOAL WEATHERLEDGE



BLUEGRASS LEDGESTONE



PORTLAND SMOKE QUARRY CUT





W
EATHERLEDGE

-The Weatherledge series is an attractive interweaving of stone that will make your next venture stand out.

Eye-catchingly honed, its style is not as rugged or complex. It is characterized by smoother edges and rectangular pieces that draw you in to its allure.





**IMPERIAL
WEATHERLEDGE**

**PORTLAND DUSK
WEATHERLEDGE**

**PORTLAND MIST
WEATHERLEDGE**

**BLUEGRASS
WEATHERLEDGE**

**BLANC
WEATHERLEDGE**

Weatherledge ranges from 1 ½ inches to 6 inches tall and 4 inches to 23 ½ inches long.



**MONTEREY
WEATHERLEDGE**

**CHARCOAL
WEATHERLEDGE**

**JACKSON CREEK
WEATHERLEDGE**

**PORTLAND SMOKE
WEATHERLEDGE**

**SEQUOIA
WEATHERLEDGE**



Qdoba
MEXICAN GRILL

Qdoba
MEXICAN GRILL

TAN
WEATHERLEDGE

HARVEST
WEATHERLEDGE

DESERT HOLLOW
WEATHERLEDGE

100

QDOBA
CATERS
CALL 304.894.8981



-With smooth faces and a modern, angular edge, Old County Ledge is the stone of choice for those seeking an orderly look.
This series is a well-organized combination of varied sizes and texture, but with an undeviating line.



KODIAK RIDGE
OLD COUNTY LEDGE



PORTLAND SMOKE
OLD COUNTY LEDGE



BLANC
OLD COUNTY LEDGE



BORDEAUX CREEK
OLD COUNTY LEDGE



BUCK COUNTRY
OLD COUNTY LEDGE



CHARCOAL
OLD COUNTY LEDGE



HARVEST
OLD COUNTY LEDGE

Old County Ledge ranges in size from 1 ½ to 7 inches tall by 4 to 23 ½ long.





SANTA FE
OLD COUNTY LEDGE



BLUEGRASS
OLD COUNTY LEDGE



MOONLIT FOREST
OLD COUNTY LEDGE



PORTLAND DUSK
OLD COUNTY LEDGE



PORTLAND MIST
OLD COUNTY LEDGE





-With a modern look that contains clean and contemporary lines, our Pro Stack brings you the most current style. The panels are uncluttered, long, and straight-edged.

Simple yet dynamic, this choice of stone gives you the orderly, unfettered look you've been seeking.

Four hexagonal panels, each showing a different stone color and texture. The panels are arranged in a vertical stack and are outlined in yellow. Each panel has a black label at the bottom with the name of the stone color and 'PRO STACK' below it.

- MESA CREAM PRO STACK
- IMPERIAL PRO STACK
- CHARCOAL PRO STACK
- PORTLAND SMOKE PRO STACK

IMPERIAL PRO STACK

Pro Stack panels are 3 inches tall,
6 to 23 ½ inches long,
and 1 inch deep.


**MOONLIT FOREST
PRO STACK**


**CUMBERLAND FOG
PRO STACK**

**PORTLAND MIST
PRO STACK**


**BUCK COUNTRY
PRO STACK**

**NATURAL
PRO STACK**





-The Ledgestone series lends abundant character to any project. Rustic with varying depths, the texture is an appealing mix that pleases the eye. Jagged and tapered pieces abound, grasping the essence of the natural ledgestone we mold.



**CHARCOAL
LEDGESTONE**



**KODIAK RIDGE
LEDGESTONE**



**MONTEREY
LEDGESTONE**



**BUCK COUNTRY
LEDGESTONE**



3591
East Street



Ledgestone ranges from 1 1/2 inch to 6 inches tall and 4 inches to 23 1/2 inches long.



**BLUEGRASS
LEDGESTONE**



**DESERT HOLLOW
LEDGESTONE**



**HARVEST
LEDGESTONE**



**SANTA FE
LEDGESTONE**

SANTA FE LEDGESTONE

907



-With a stylish and edgy feel, Quarry Cut fits the bill when you want a well-arranged look.

Chic and cultivated with its stack ledge and smaller thin pieces, it brings you uniform lines and diverse color. Perfect for a distinct look to set your design apart.



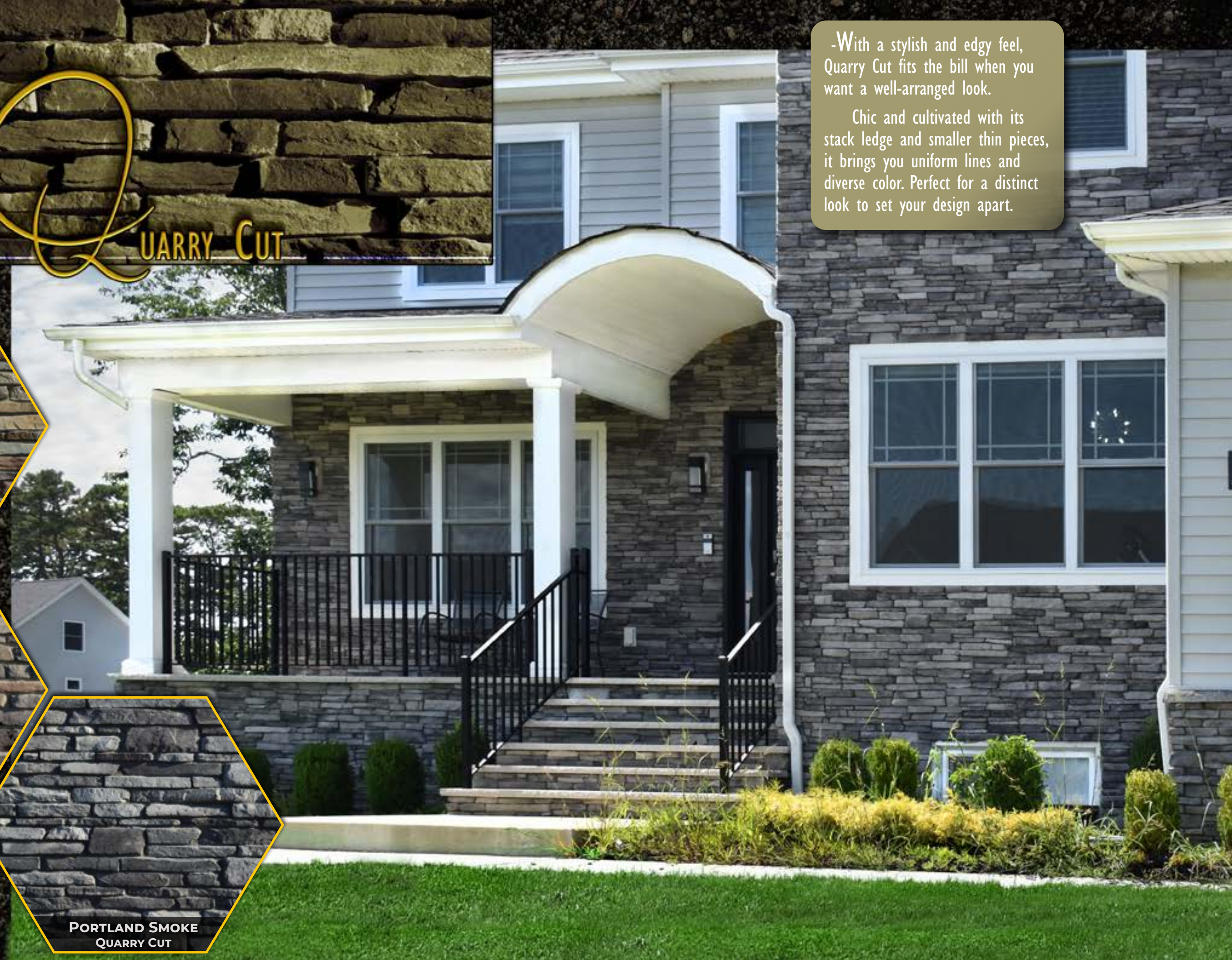
**BUCK COUNTRY
QUARRY CUT**



**CHARCOAL
QUARRY CUT**



**PORTLAND SMOKE
QUARRY CUT**



Quarry Cut ranges from 1 inch to 4 1/2 inches tall and 3 inches to 23 1/2 inches long.




**PORTLAND MIST
QUARRY CUT**



**BLUEGRASS
QUARRY CUT**



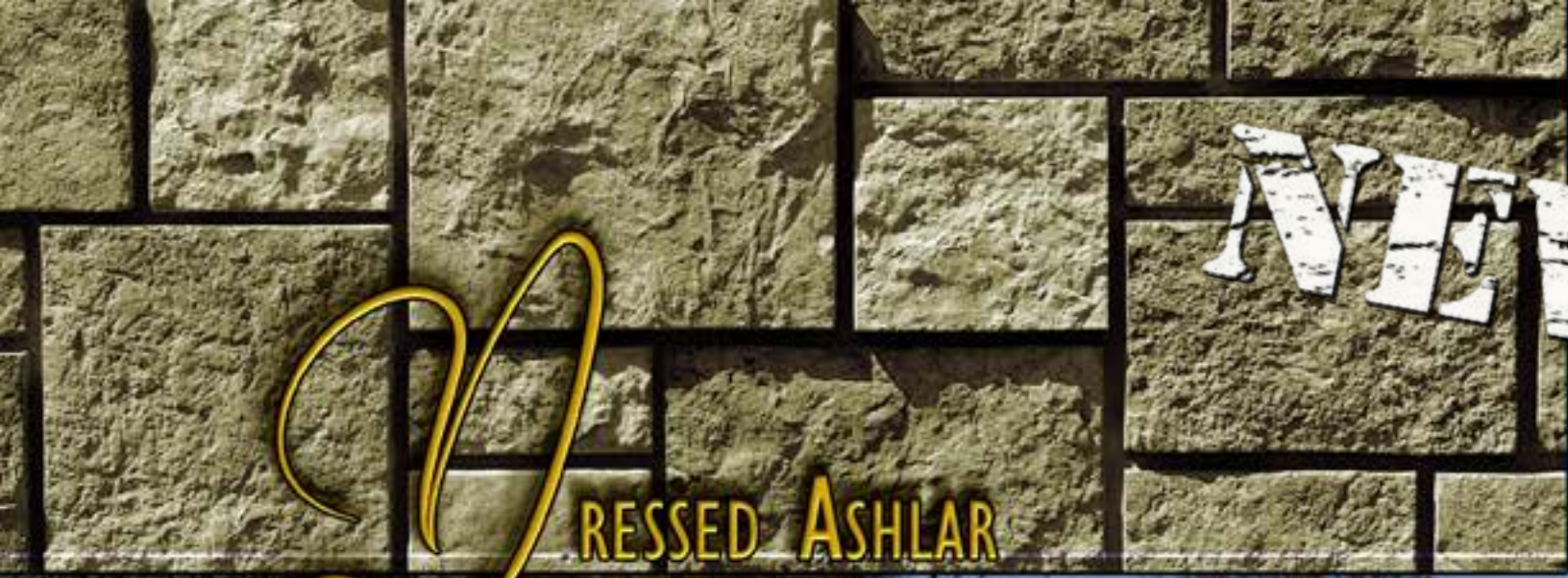
**MOONLIT FOREST
QUARRY CUT**



**KODIAK RIDGE
QUARRY CUT**



KODIAK RIDGE QUARRY CUT



-Dressed Ashlar's straight lines and squared edges will give your next project a strong consistency that exudes culture and refinement.



WEXFORD
DRESSED ASHLAR



BRAEMAR
DRESSED ASHLAR

Dressed Ashlar ranges from 3 inches to 10 inches tall and 6 inches to 15 inches long.



SOUTHERN LIMESTONE

-Southern Limestone's traditional look gives projects a bold and strong appearance. They are a more natural cut, making it the perfect addition.



OHIO
SOUTHERN LIMESTONE

SMOKEY
SOUTHERN LIMESTONE

BURNT RUSSET
SOUTHERN LIMESTONE

WEXFORD
SOUTHERN LIMESTONE





**JACKSON CREEK
SOUTHERN LIMESTONE**



**ASPEN
SOUTHERN LIMESTONE**



**CHARCOAL
LIMESTONE**



**BRAEMAR
SOUTHERN LIMESTONE**



**PORTLAND MIST
SOUTHERN LIMESTONE**



Southern Limestone is approximately 2 ½ inches to 16 inches tall by 5 inches and up to 23 ½ inches long.



SALVAGED WOOD STONE

-Minutely detailed, Salvaged Wood Stone brings a fresh line to your space with its weathered details. The striking reclaimed texture of this stone will give your project the finish that it deserves.



**NATURAL
SALVAGED WOOD STONE**



**FARMHOUSE
SALVAGED WOOD STONE**



- Salvaged Wood Stone has the following sizes included in the box:
(Not sold by the individual piece)
- 3 – 8.5” x 32”
 - 3 – 7” x 32”
 - 1 – 8.5” x 20”
 - 1 – 8.5” x 12”
 - 1 – 7” x 20”
 - 1 – 7” x 12”

NATURAL SALVAGED WOOD STONE




-Choosing a homey look with stone brings an exciting blend of variables to choose from.

Our Fieldstone clarifies this style and brings it to the forefront. With a varied and irregular woodsy union of shapes, this series is a warm invitation to come home and unwind.



**BLUEGRASS
FIELDSTONE**




**CHARCOAL
FIELDSTONE**




**KODIAK RIDGE
FIELDSTONE**



**TAN
FIELDSTONE**



**BUCK COUNTRY
FIELDSTONE**



**PORTLAND SMOKE
FIELDSTONE**


Fieldstone ranges from 4 inches to approximately 22 inches.





HIN VENEER BRICK

-Thin Veneer Brick is a throwback to when brick was hand-made and unique. For a rustic flair our brick is perfect on your next project!



FARMHOUSE THIN VENEER BRICK



MAHOGANY THIN VENEER BRICK

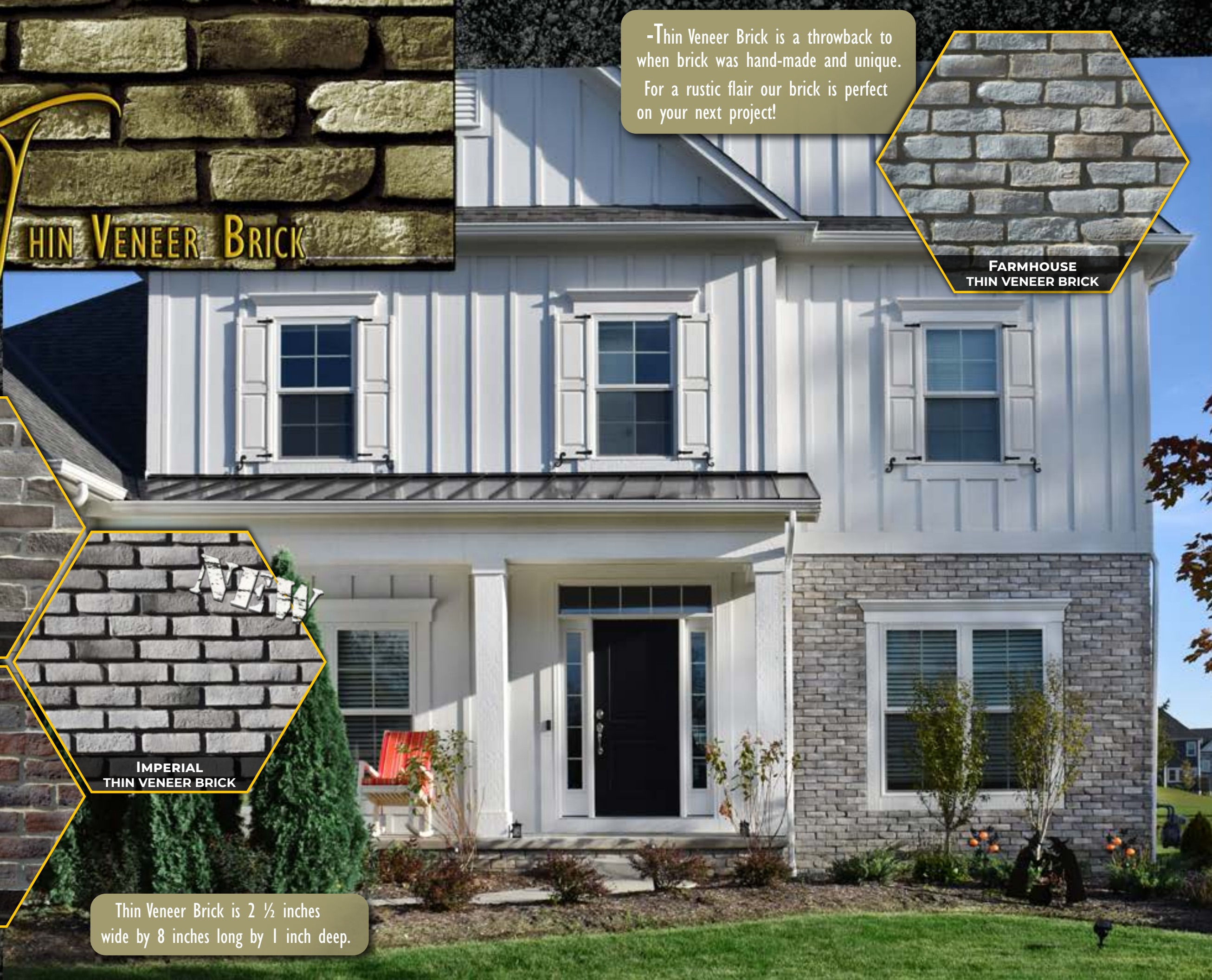


IMPERIAL THIN VENEER BRICK



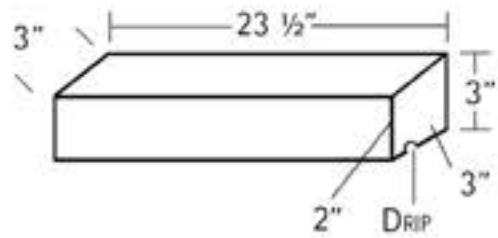
REDWOOD THIN VENEER BRICK

Thin Veneer Brick is 2 1/2 inches wide by 8 inches long by 1 inch deep.

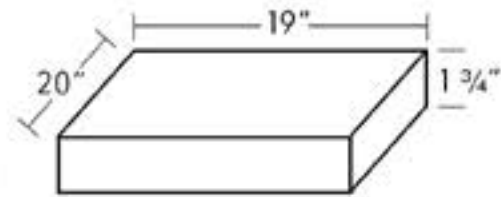


A CESSORY SIZING GUIDE

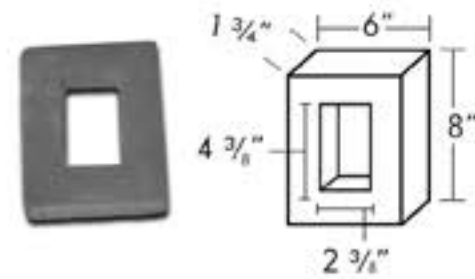
WATERTABLE SILL



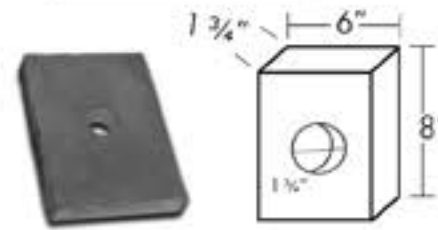
HEARTHSTONE



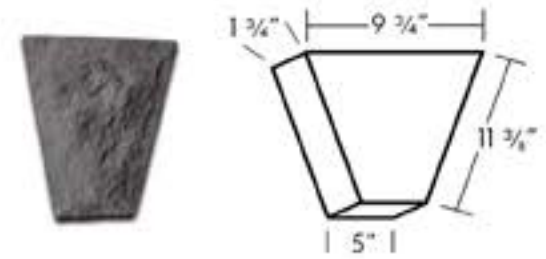
RECEPTACLE BLOCK



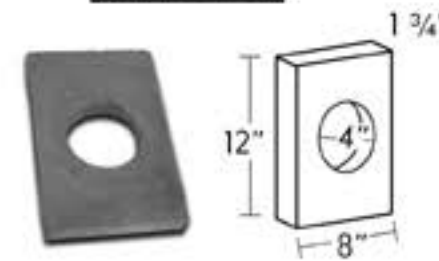
HYDRANT BLOCK



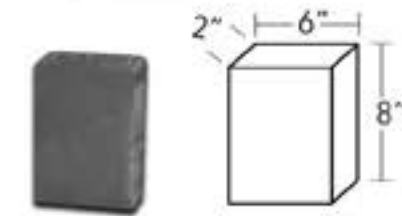
ROCKFACE KEystone



LIGHT BLOCK



ROWLOCK



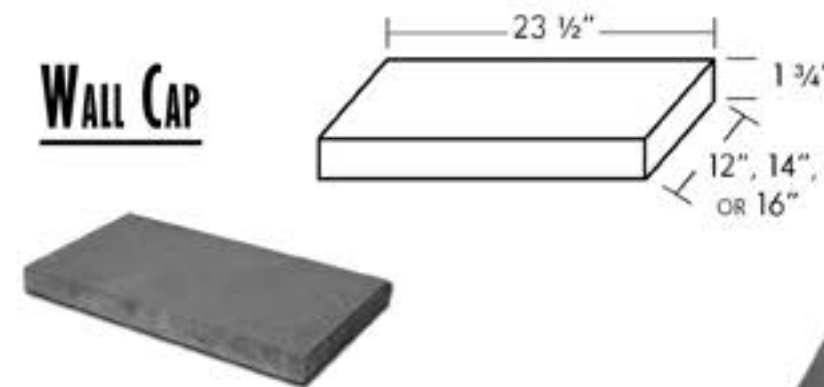
**AVAILABLE
COLORS**

- BROWN
- CHARCOAL
- TAN
- GRAY
- WHITE

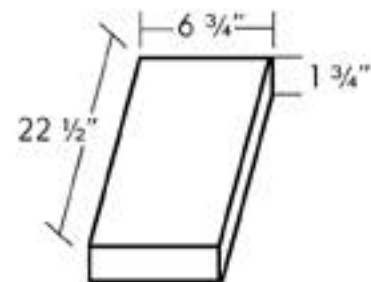


IMPERIAL PRO STACK
WITH WHITE ROWLOCKS AND WATER TABLE SILLS

WALL CAP



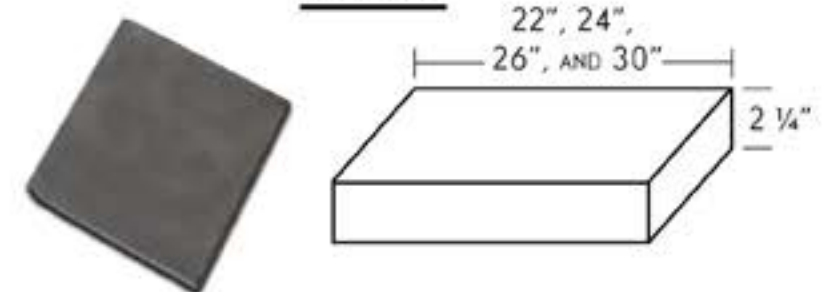
WINDOW TRIM



**AVAILABLE
COLORS**

- BROWN
- CHARCOAL
- TAN
- GRAY

PIER CAP

































A ACCESSORY COLOR REFERENCE GUIDE

COLOR	WEATHERLEDGE	LEDGESTONE	OLD COUNTY LEDGE	PRO STACK	FIELDSTONE	SOUTHERN LIMESTONE	QUARRY CUT	SUGGESTED COLORS
BLUEGRASS								 GRAY CHARCOAL
BUCK COUNTRY								 TAN BROWN
CHARCOAL								 BROWN CHARCOAL
KODIAK RIDGE								 BROWN CHARCOAL
PORTLAND SMOKE								 GRAY CHARCOAL
TAN								 TAN BROWN

ALL COLORS LISTED HERE ARE FOR SUGGESTION ONLY AND ARE SOLELY AT THE DISCRETION OF THE USER.
FOR COLOR, PLEASE REFERENCE STONE SAMPLES OR CURRENT INSTALLATIONS FOR COLOR REPRESENTATION.

A ACCESSORY COLOR REFERENCE GUIDE

COLOR	WEATHERLEDGE	QUARRY CUT	OLD COUNTY LEDGE	COLOR	WEATHERLEDGE	SOUTHERN LIMESTONE	SUGGESTED COLORS
PORTLAND MIST							 TAN  GRAY
MOONLIT FOREST				BURNT RUSSET			 BROWN  CHARCOAL
NATURAL				SEQUOIA			 TAN  GRAY  BROWN
PORTLAND DUSK				PORTLAND SMOKE / SMOKEY			 GRAY  CHARCOAL
JACKSON CREEK							 BROWN  CHARCOAL
IMPERIAL							 WHITE

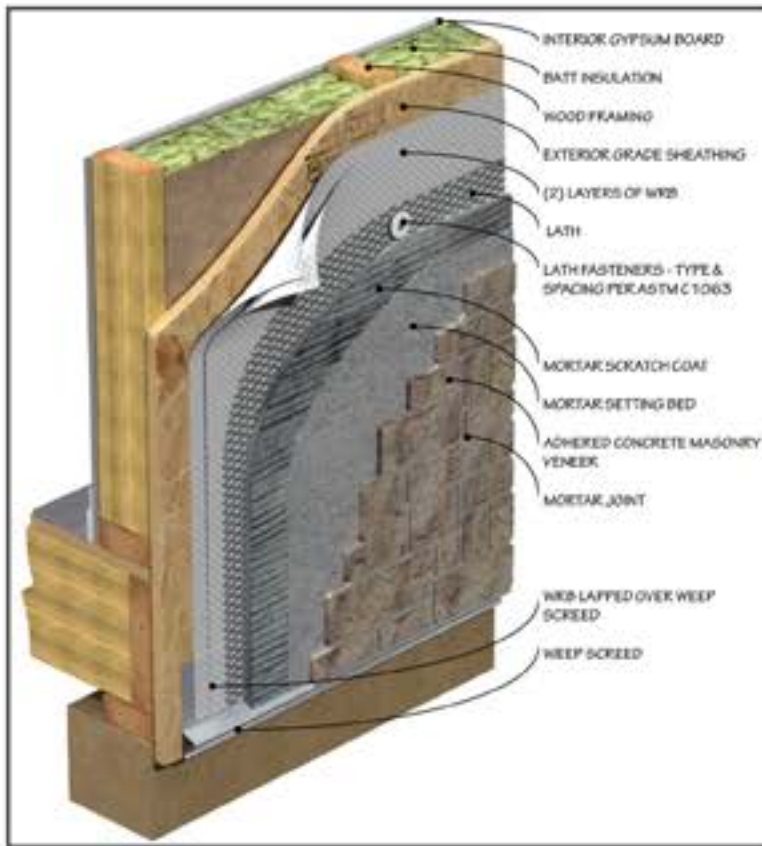
ALL COLORS LISTED HERE ARE FOR SUGGESTION ONLY AND ARE SOLELY AT THE DISCRETION OF THE USER. FOR COLOR, PLEASE REFERENCE STONE SAMPLES OR CURRENT INSTALLATIONS FOR COLOR REPRESENTATION.

Accessory Color Reference Guide

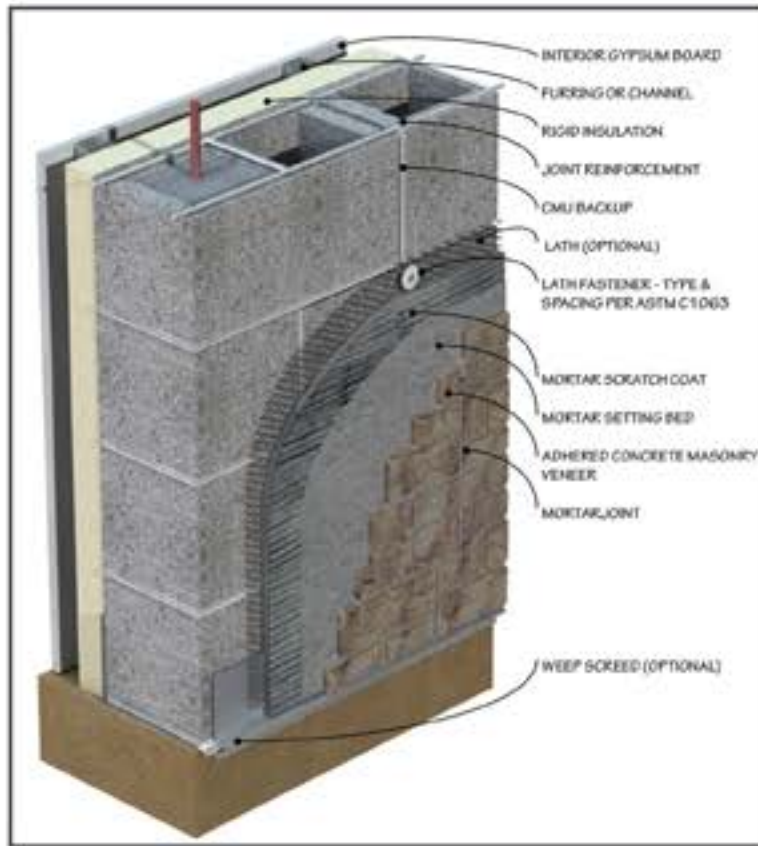
COLOR	WEATHERLEDGE	LEDGESTONE	OLD COUNTY LEDGE	SUGGESTED COLORS	COLOR	PRO STACK		SUGGESTED COLORS
BLANC					CUMBERLAND FOG			
BORDEAUX CREEK					MESA CREAM			
DESERT HOLLOW					ASPEN			
HARVEST					BRAEMAR			
MONTEREY					OHIO WHITE VEIN			
SANTA FE					WEXFORD			

ALL COLORS LISTED HERE ARE FOR SUGGESTION ONLY AND ARE SOLELY AT THE DISCRETION OF THE USER. FOR COLOR, PLEASE REFERENCE STONE SAMPLES OR CURRENT INSTALLATIONS FOR COLOR REPRESENTATION.

1. INSTALLATION OVER WOOD FRAMING



2. INSTALLATION OVER CONCRETE MASONRY UNITS



APPLYING THE METAL LATH

Apply a moisture barrier of housewrap and 30 pound felt. Overlap horizontal joints 5 inches and vertical joints 8 inches. All corners must be wrapped a minimum of 16 inches. Then apply 2.5 pound metal lath or equivalent. Metal lath must be overlapped in the same manner as the felt. Fasten with wide crown staples at least 1 inch in length. Make sure all chimneys and windows are properly flashed.

APPLYING THE SCRATCH COAT

Apply a scratch coat using Type M or Type N mortar, approximately 1/4 inch to 1/2 inch thick. Make sure the mortar is not too wet or too dry.

APPLYING THE STONE

Install corners first. Spread mortar evenly on the back of the stone, approximately 1/8 inch thick. When applying the stone to the wall, move the stone back and forth a little bit in a circular motion. Make sure your mortar is not too dry or too wet for proper bonding. In hot weather you may need to wet down the back of the stone or the scratch coat.

GROUTING INSTRUCTIONS

Use a grout bag to grout the joints, making sure you do not get cement on the face of the stone. Let the grout joint set up until it is slightly dry, then strike the joint with a jointer or other similar implement. Make sure it isn't too wet or too dry. If the mortar wets or stains a brush it is too wet. Brush out the joints with a soft brush.

- 50 year Limited Warranty from the date of purchase, when installed to Manufacturer's instructions and according to local building codes. Warranty does not cover damaged product resulting from building settlement, wall movement, improper installation, or discoloration due to airborne contaminants.
- The Contractor and Architect are responsible for proper installation. Prestige Stone Products, llc is not responsible for the structural wall surface it is applied to. Make sure to follow all of your local building codes. Building codes will vary from state to state, county to county.
- Warranty is subject to all other terms of the written warranty, a copy of which can be obtained from your dealer or by visiting:

www.GoPrestigeStone.com



SCAN FOR THE
MVMA
INSTALLATION GUIDE



Prestige Stone Products
9290 Winesburg Road
Dundee, OH 44624
goprestigestone.com

